







13 801 380

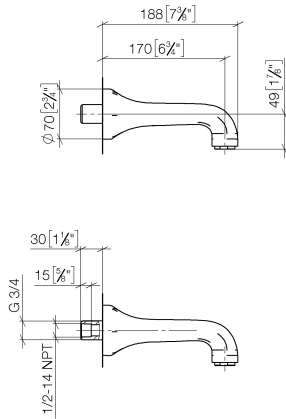


- 170mm projection
- circular normal flow
- hole diameter 37 mm
- 3/4" connection
- max. flow 22 l/min at 3 bar flow pressure

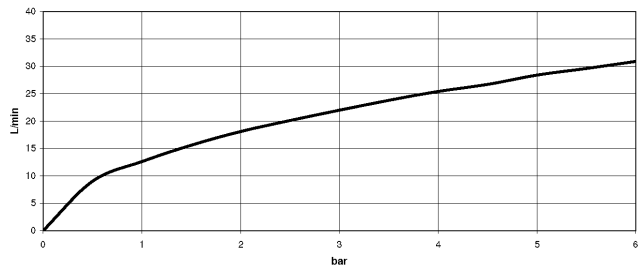
|   |                               |               |
|---|-------------------------------|---------------|
|  | Brushed Durabross (23kt Gold) | 13 801 380-28 |
|  | Chrome                        | 13 801 380-00 |
|  | Brushed Platinum              | 13 801 380-06 |
|  | Platinum                      | 13 801 380-08 |
|  | Durabross (23kt Gold)         | 13 801 380-09 |
|  | Brushed Dark Platinum         | 13 801 380-99 |

13 801 380

mm [inches]



**Flow rate chart**

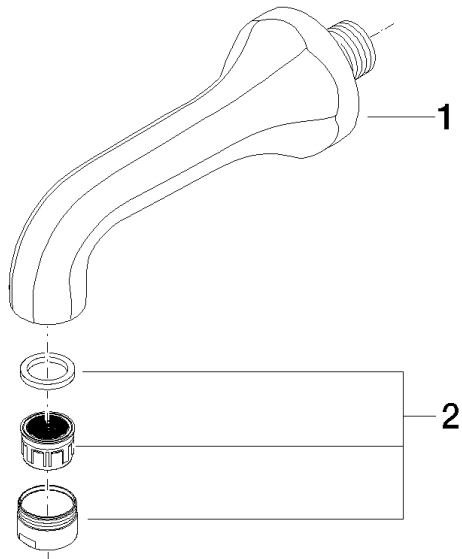


**Certificates**

WRAS\_1404060.

13 801 380

Parts for other finishes can be found here: [Chrome](#)



**Spare parts list**

| No. | Item Number        | Name    | Quantity used | Delivery time |
|-----|--------------------|---------|---------------|---------------|
| 1   | 09 11 36 090-28    | spout   | 1             | 20            |
| 2   | 90 23 01 121 00-28 | aerator | 1             | 20            |